
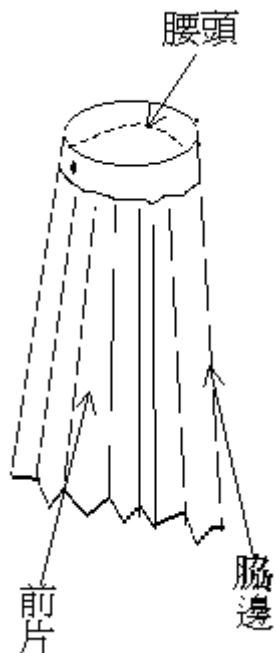
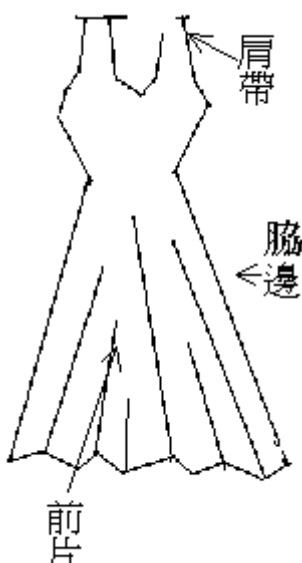
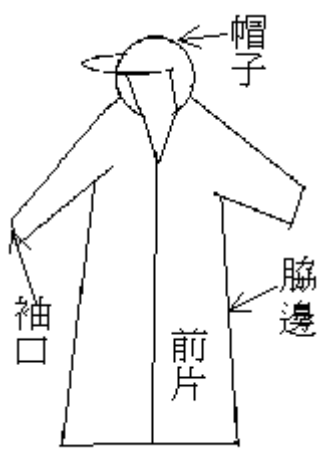


附表 2 顯著性標示方式

貨品名稱	符合規定之產地標示方式	圖示
一、長、短袖襯衫、外套或夾克、馬球衫、大衣、毛衣（含衣領）	1.前、後片內外側(惟不得標示於袖管內側) 2.脇邊 3.約克 4.領口內側	 <p>The diagram illustrates a shirt with various parts labeled for identification. Arrows point to the inner collar (領口內側), the yoke (約克), the front piece (前片), the side seam (脇邊), and the placket (開襟).</p>
二、長褲、短褲、內褲、褲裙	1.前、後片內外側(惟不得標示於褲管內側) 2.脇邊 3.腰頭	 <p>The diagram illustrates a pair of pants with various parts labeled for identification. Arrows point to the waistband (腰頭), the side seam (脇邊), the front piece (前片), and the leg (褲管).</p>

<p>三、長、短袖T恤、內衣、背心（含開襟）、毛衣（不含衣領）</p>	<p>1.前、後片內外側(惟不得標示於袖管內側) 2.脇邊</p>	
<p>四、各式裙子</p>	<p>1.前、後片內外側 2.脇邊 3.腰頭</p>	
<p>五、洋裝(含禮服)</p>	<p>1.前、後片內外側（含有袖管者，不得標示於袖管內側） 2.脇邊 3.肩帶</p>	

<p>六、西裝外套、雙面穿著 用外套或夾克、雙面 穿著用背心</p>	<p>1.前、後片內外側(惟不得 標示於袖管內側) 2.脇邊 3.約克 4.領口內側 5.口袋內側</p>	
<p>七、雨衣</p>	<p>1.前、後片內外側(惟不得 標示於袖管內側) 2.脇邊 3.帽子內、外側</p>	 <p>The diagram shows a front view of a raincoat. It has a hood. Labels with arrows point to the following parts: '帽子' (hat) pointing to the hood, '前片' (front panel) pointing to the main body of the coat, '脇邊' (side seam) pointing to the side seam, and '袖口' (cuff) pointing to the cuff of the right sleeve.</p>